

DL421/422 DirectLine[®] Sensor for Durafet[®] II and Meredian[®] II pH/ORP Electrodes

70-82-03-40

1/03

Page 1 of 8

Specification

Overview

DirectLine[®] DL421/422 for Durafet[®] II pH and Meredian[®] II pH/ORP electrodes is a family of sensors released by Honeywell as part of a new generation of analytical measurement. The DirectLine sensor's unique architecture combines the latest in microelectronics technology with the proven performance of Durafet[®] II solid state pH sensors, or Meredian[®] II glass electrodes, to provide unequaled savings during installation, start-up, operation, and maintenance.

The DirectLine[®] electronics module can mount integrally on the pH/ORP electrode and provide a 4-20 mA dc output proportional to pH. The output of the DirectLine[®] sensor connects directly to any host monitor or control device that accepts standard 4-20 mA

inputs and provides external loop power including:

- Honeywell UDC3300 1/4-DIN Controller
- UMC800 Controller
- PLCs with analog inputs
- DCS systems
- A host of recorder/controller products

For electrode submersion or special mounting applications, the electronics module is also available in a remote-mounting configuration.

Description

The Honeywell DirectLine[®] architecture consists of an electronics module integral to the electrode. This design eliminates the need and added cost of a separate analyzer or transmitter.

The electronics module is sealed in a plastic weatherproof, corrosion-resistant housing and is connected to the pH/ORP electrode on one side and a 4-20 mA output cable on the other via waterproof connectors. This housing design allows this system to be used in harsh environments where moisture and dust is a problem.

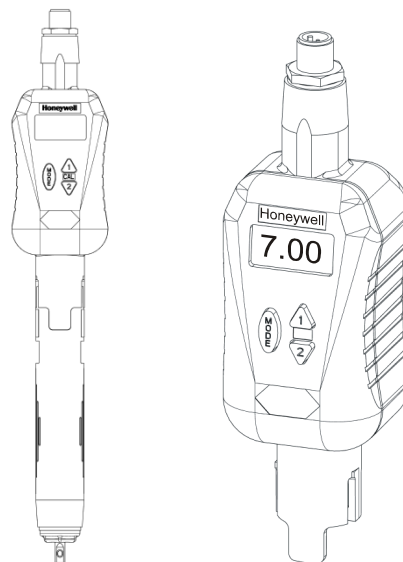


Figure 1—DirectLine[®] DL421 Sensor

Description, continued

For submersion or special mounting applications, the remote mounting option connects the electronics module to the electrode via a cable. The electronics module is then mounted on a 2-inch pipe, wall, or DIN rail.

Features

- **Direct 4-20 mA output** eliminates need for dedicated analyzers or transmitters, simplifying installation, start-up, operation, and maintenance tasks. Installation costs are also reduced because standard cable can be used for additional cable distances.
- **Integral electronics with local HMI** simplifies installation and shortens calibration times.
- **Modular plug-in construction** simplifies electrode replacements.
- **Local display and keypad** facilitates quick set-up, calibration, and operational activities.
- **½" NPT conduit connection** provides increased protection and noise immunity of output cable

Features, continued

- **Plug-in modular design** allows sensor to be safely removed and replaced without cycling power on the electronics module.
- **Electronics and sensor diagnostics** reduces troubleshooting times.
- **Sample or auto buffer calibration options** accommodates individual calibration techniques and reduces calibration time.
- **Playing card-sized guide** facilitates simple, correct, and consistent calibration and configuration.
- **Watertight sensor connection** for reliability in submersion applications.
- **Global approvals** including:
 - CE Mark for industrial applications
 - UL General Purpose
 - CSA General Purpose
 - FM Class I, Div. 1 (I.S.)
 - FM Class I, Div. 2 (non-incendive field wiring)
 - IP66, Type 4x Enclosure

Electronics Module

Integral Electronics/Sensor Design

The DirectLine® electronics module is loop-powered by 16-42 Vdc source and will modulate its supply current from 4-20 mA, depending upon the pH or ORP value sensed by the electrode. The output cable connects to the electronics module by a waterproof connector. The DirectLine® sensor's output cable connector is a standard M12 type receptacle. The M12 receptacle easily connects to a cord set with an M12 connector or an M12 field wiring connector and customer-supplied cable.

The DL421/422 module quickly attaches to the electrode and is easily locked-in-place for assured safety and reliability during operation. The electrode can be removed from the module safely without disrupting power to the electronics.

Submersion Applications

For submersion or special wiring applications, a remote electronics module option is available. The remote electronics module is mounted on a 2-inch pipe, wall, or DIN rail. The remote sensor cable directly connects the electronics module to the sensor with a submersible connector. The remote sensor cable is available in 20-ft. or 50-ft. lengths for the Durafet® II electrode, or in 12-ft. or 20-ft. lengths for the Meredian® II pH/ORP electrode.

Operator Interface

The DirectLine® electronics module configuration, calibration, and maintenance functions are performed locally from three buttons and a 4-digit, 7-segment LCD display on the front side of the electronics module. The process variable, temperature (if available), and any error diagnostics are viewable from the local LCD display.

The following configuration functions are available.

- Zero (Standardization) calibration
- Slope calibration (for pH only)
- Buffer group selection for Auto Buffer Recognition (for pH only)
- Solution temperature coefficient selection (for pH only)
- Output configuration
- Noise suppression frequency selection

The Honeywell DirectLine® sensor eliminates the extra time needed to travel back and forth between the analyzer/transmitter and sensor while performing a calibration. The DL421 for pH offers two calibration options: Sample or Auto Buffer Recognition. In addition, you can elect to do a one or two-point calibration. Standard buffer tables are available in the software to help simplify and reduce your calibration setup time.

A playing card-sized guide comes with each DirectLine® sensor to guide you through a configuration or calibration quickly.

Online Diagnostics

The DirectLine® sensor continuously performs self-diagnostics on both the electronics and sensor. These prioritized self-diagnostics help to minimize the time and expense of troubleshooting during start-ups, maintenance, and calibrations.

If a problem arises with either the module electronics or the sensor, the software prioritizes the problem type and displays only the highest priority error diagnostic thus simplifying the troubleshooting process. Once the diagnostic is corrected, the error code disappears from the display.

Online Diagnostics, continued

If the electrode's temperature or process variable value goes out of operation range, the output current is driven to approximately 21.8 mA to inform the host device of a problem. Once the problem is corrected, the output current is returned back to normal and the error code disappears. Error codes are also used to indicate calibration failures.

For pH measurement a special zero offset and percent theoretical slope calibration diagnostic updates automatically at completion of each calibration. The operator can monitor these diagnostics to determine when the sensor is no longer capable of holding a good calibration.

Durafet® Electrodes

Durafet® II electrodes feature state-of-the-art pH measurement technology, using an ISFET (Ion Sensitive Field Effect Transistor) sensing element. This virtually unbreakable, industrial solid state pH electrode provides especially fast response for improved product quality. Durafet® sensors produce a direct low impedance pH signal for outstanding reliability even at low temperatures and with no sodium error or ORP interference. The Durafet® pH electrode incorporates a replaceable reference junction frit and gel, assuring long life even in the most highly fouling applications.

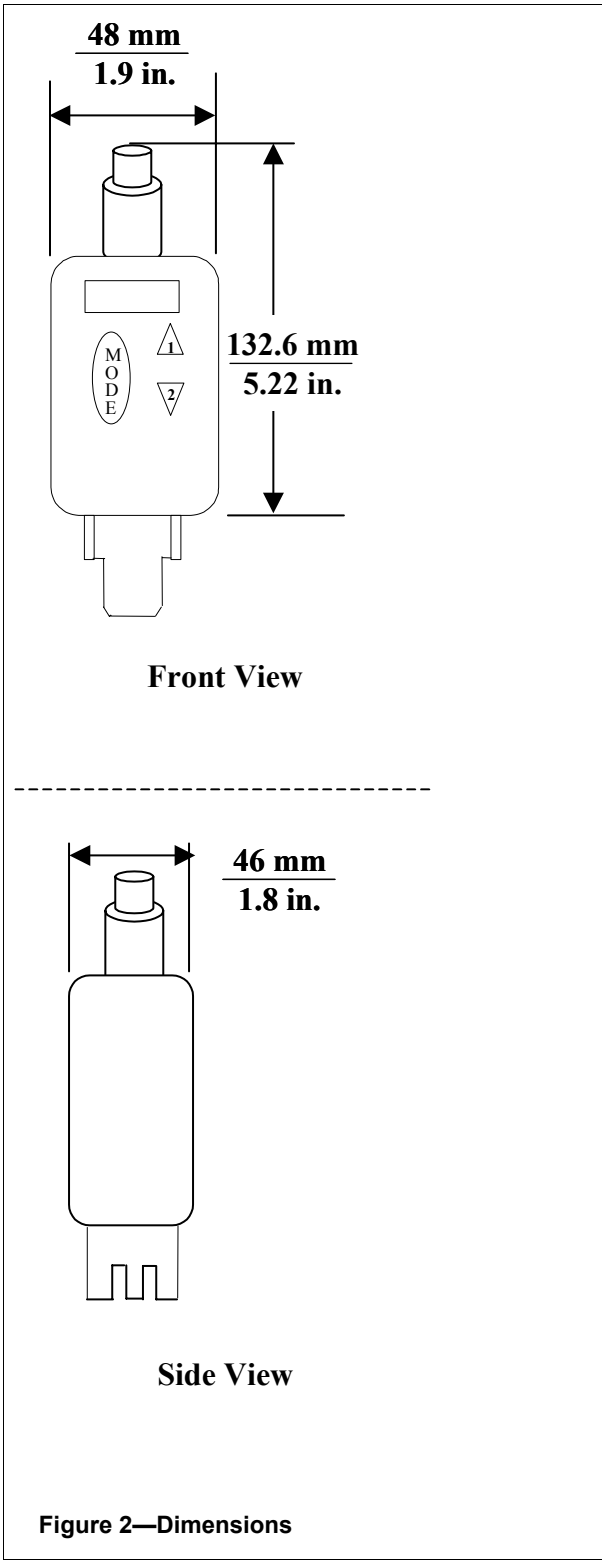
Features include:

- ISFET technology provides an exceptionally fast response for improved product quality.
- Virtually unbreakable for lower replacement costs.
- Reference junction frit and gel are replaceable for longer electrode life.
- Low impedance pH signal.
- Low impedance pH signal for improved product reliability.
- One electrode for entire pH and temperature ranges results in lower inventory costs.

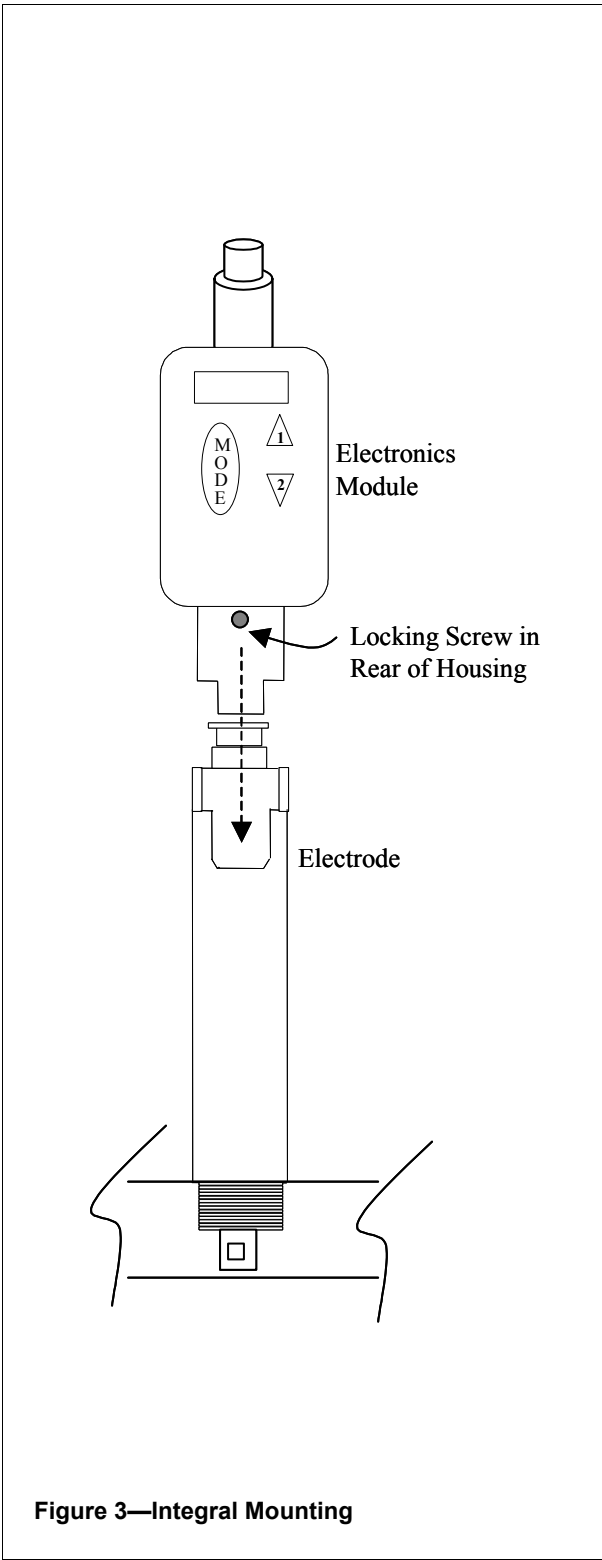
Specifications

Displayed Process Variable	<i>pH</i> : 0-14 pH <i>ORP</i> : -1600 to +1600 mV
Displayed Temperature Range (pH only)	-10 °C to +110 °C (14 °F to 230 °F)
Display Accuracy (reference)	<i>pH</i> : ±0.02 pH <i>ORP</i> : ±1 mV
Process Temperature	<i>Durafet®</i> : -10 °C to +110 °C (14 °F to 230 °F) <i>Meredian®</i> : 0 °C to 110 °C (32 °F to 230 °F)
Durafet® Sensor Survivable Temperature Range	-10 °C to +130 °C (14 °F to 266 °F)
Electronics Module Ambient Temperature	-20 °C to +85 °C (-4 °F to +185 °F)
Output Type	4-20 mA (2-wire loop powered)
Output Scale	0-14 pH, ±1600 mV
Output Calibration	4-20 mA
Durafet® Remote Mating Connector Rating	Submersible to 20 feet
Output (Loop) Cable Connection	M12 type
User Termination	Tinned leads on cord set or customer supplied cable
Cable Lengths Sensor: Output:	<i>Durafet®</i> : 20 feet or 50 feet <i>Meredian®</i> : 12 feet or 20 feet 20 feet or 50 feet
Power	16-42 Vdc <i>Maximum Load Resistance:</i> 250 ohms at 16 Vdc 600 ohms at 24 Vdc 1400 ohms at 42 Vdc
Local Display and Buttons	LCD 4-digit, 7-segment
Engineering Units	pH, mV degrees F degrees C
Calibration Options (pH)	1 point Sample or 2 point Sample Auto Buffer Recognition <i>Selections:</i> US, NIST, EURO
Solution Temperature Compensation (for pH only)	<i>Selections:</i> 0.00pH/10 °C -0.16pH/10 °C -0.32pH/10 °C
Diagnostics	Sensor and electronics
Case	Weatherproof, corrosion-resistant plastic housing
Approvals	CE Mark for Industrial Applications UL – General Purpose CSA – General Purpose FM Class I, Div. 1, Groups A, B, C, D and Class I, Zone 0, AEx ia IIC (I.S.) FM Class I, Div. 2, Groups A, B, C, D; Class I, Zone 2, Groups IIC (non-incendive field wiring) Enclosure: IP66, Type 4x
Remote Mounting	Pipe, Wall, or DIN Rail
Dimensions	H 123 mm (4.84") x W 48 mm (1.89") x D 46 mm (1.81")
Weight	Approximately 142 g (5.0 oz.)

Dimensions



Mounting



Remote Mounting

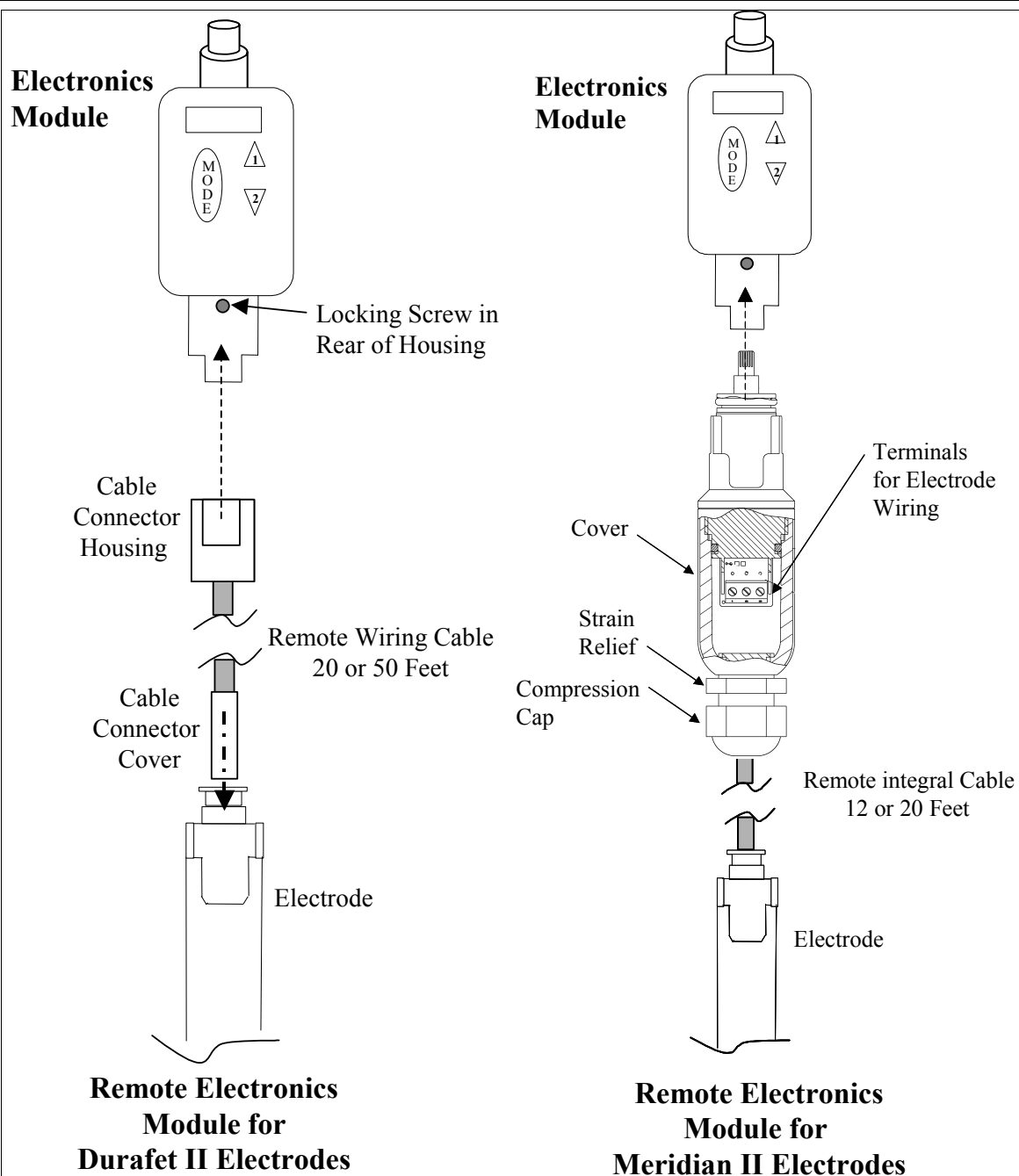
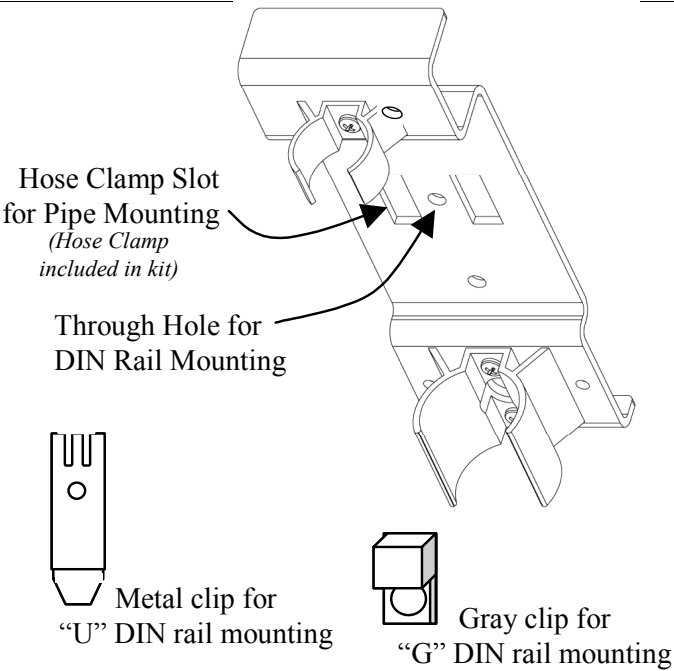


Figure 4—Remote Mounting

Remote Mounting Hardware



Mounting Kit

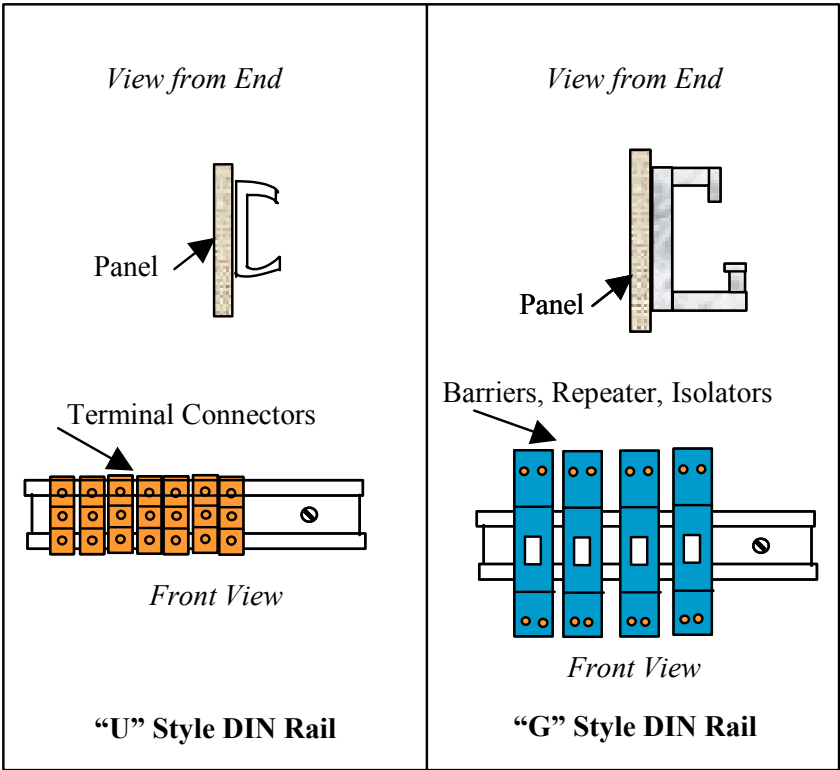


Figure 5—Remote Mounting Hardware

Model Selection Guide

Instructions

- Select the desired key number. The arrow to the right marks the selection available.
- Make the desired selections from Tables I through IV using the column below the proper arrow. A dot (•) denotes availability.

Key Number I II III IV
 [] - [] - [] - [] - []

Key Number - DirectLine® Sensor Electronics Module

(Specify electrodes/cells/probes separately)

		Selection	Availability				
pH	For use with Durafet II, Meredian II & HPW7000 pH electrodes	DL421	↓				
ORP	For use with ORP electrode.	DL422		↓			
Conductivity	For use with Contacting Conductivity Cells	DL423			↓		
DO - PPM	For use with Dissolved Oxygen ppm Probes	DL424				↓	
DO - PPB	For use with Dissolved Oxygen ppb Probes	DL425					↓

TABLE I - OUTPUT CABLE

Output Cable for	None (replacement module or customer supplied output cable)- Note 1	D	•	•	•	•	•
Integral or Remote	Cordset - 6m (19.7 ft.) - includes connector and cable - Note 2	E	•	•	•	•	•
Mounting	Field Wiring Connector only - customer supplies cable only- Note 2	F	•	•	•	•	•

TABLE II - SENSOR CABLE/REMOTE CONNECTOR (between electronic module and electrode, sensor or probe)

Integral Mounting	No cable or connector required	0	d	d	d	d	d
Remote Mounting Cable	6,096m (20 ft.) of sensor cable - Durafet II Remote Mounting	1	e				
- Durafet only	15,24m (50 ft.) of sensor cable - Durafet II Remote Mounting	2	e				
Remote Mounting	Remote Mounting Connector - Meredian II pH	3	e				
Connector (Cable is	Remote Mounting Connector - Meredian II ORP	3		e			
supplied with sensor or	Remote Mounting Connector - HPW7000	4	e				
probe)	Remote Mounting Connector - Conductivity	5			e		
	Remote Mounting Connector - Dissolved Oxygen	6				e	e

TABLE III - REMOTE MOUNTING OPTIONS

Mounting Kit for	None Integral unit - mounting not required	A	•	•	•	•	•
Remote Mounting	2" (5,08 cm) Pipe mtg. bracket, wall mtg. & DIN Rail clip	B	•	•	•	•	•

TABLE IV - OPTIONS

Tagging	None	00__	•	•	•	•	•
	Linen Customer ID Tag - 3 lines w/22 characters/line	LT__	•	•	•	•	•
	SS Customer ID Tag - 3 lines w/22 character/line	SS__	•	•	•	•	•
Certificates	None	__00	•	•	•	•	•
	Calibration & Conformance	__CC	•	•	•	•	•

Notes:

- 1 Customer supplies cordset **or** cable with M12 connector. Suppliers & P/Ns include:

	Phoenix Contact	Turck
Cord-set	SAC-3P-5.0-PUR/M12FSSH Stainless	RKV4T-6/S618
M12 Field Wiring Connector	SACC-M12FS-4CON-PG7	B8141-0
Cable	2-wire twisted shielded pair	

- 2 Recommended cable is 2-wire twisted shielded pair

RESTRICTIONS

Restriction Letters	Available Only With		Not Available With	
	Table	Selection	Table	Selection
d	III	A		
e	III	B		

ORDERING INSTRUCTIONS:


- Part numbers are provided to facilitate Distributor Stock.
- Orders may be placed either by model selection or by part number.
- Part numbers are shown within the model selection tables to assist with compatibility information.
- Orders placed by model selection are systematically protected against incompatibility.
- Compatibility assessment is the responsibility of the purchaser for orders placed by part number.
- Items labeled as N/A are not available via the stocking program and must be ordered by model selection.

Warranty/Remedy

Honeywell warrants goods of its manufacture as being free of defective materials and faulty workmanship. Contact your local sales office for warranty information. If warranted goods are returned to Honeywell during the period of coverage, Honeywell will repair or replace without charge those items it finds defective. The foregoing is Buyer's sole remedy and is **in lieu of all other warranties, expressed or implied, including those of merchantability and fitness for a particular purpose**. Specifications may change without notice. The information we supply is believed to be accurate and reliable as of this printing. However, we assume no responsibility for its use.

While we provide application assistance personally, through our literature and the Honeywell web site, it is up to the customer to determine the suitability of the product in the application.

Distributor :



For more information, contact Honeywell sales at 1-800-343-0228.

Honeywell

Industrial Measurement and Control

Honeywell
1100 Virginia Drive
Fort Washington, PA 19034